

MATCH & FIT

LIST BUILDER

A Partnership Between Achieve Atlanta and Atlanta Public Schools

A Step-by-Step Guide for Students

Six Steps to Build a Balanced List!

- 1 **Login** to the List Builder and choose the start button.
- 2 Confirm or adjust your **academic profile** to see your college match options.
- 3 Choose your **fit filters** to update your options with your preferences.
- 4 **Learn more** about your college options.
- 5 **Add colleges** to your list. You should have a minimum of **2 Target, 2 Reach, and 2 Likely** colleges.
- 6 **Share your list** with your family, counselor, and/or college adviser and update as needed.



STEP 1: Login to Tool and Select Start Button

1a. Go to Match & Fit List Builder link

- Navigate to <https://dig.apsgraphs.com/matchfit/>

- Choose the bottom blue button “Click Here to Start Building Your List”

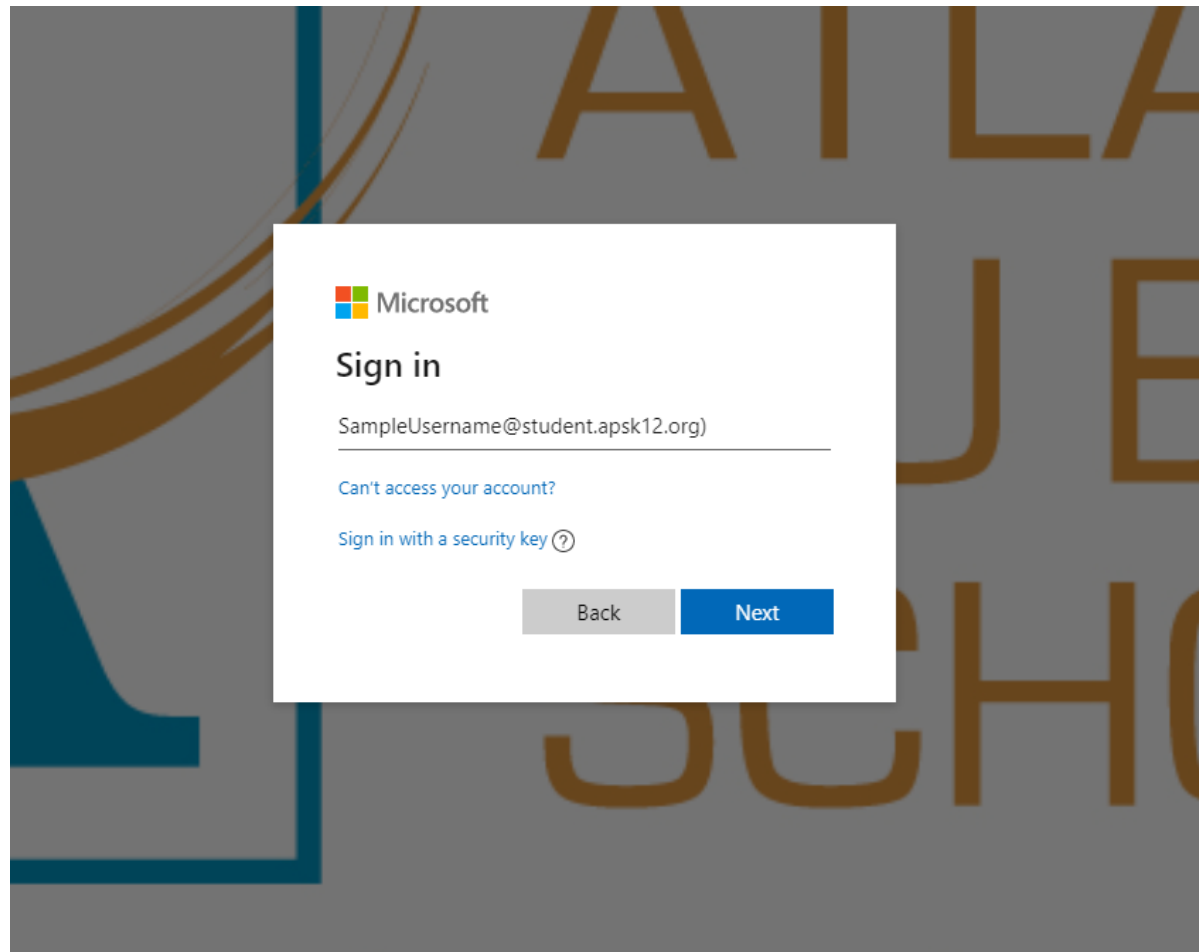
- Additional information and support can be found on the far right of this page.

MATCH&FIT
LIST BUILDER
A Partnership Between Achieve Atlanta and Atlanta Public Schools

Why College?	What is Match & Fit?	What is the Match & Fit List Builder?	How Do I Use the List Builder?
The case for college is clear. People who complete higher education are more satisfied with their careers, wealthier, and better prepared to achieve their dreams.	When you are searching for colleges, you should make sure to consider both Match & Fit . Match refers to how well your academic profile (GPA and college entrance test scores) align to a college's academic profile. You should find multiple colleges in each of the three critical match categories: Target, Reach, and Likely . Fit refers to other factors such as college costs, location, and campus size.	The Match & Fit List Builder is an online platform to support Atlanta Public School students like you build your college list. By end of junior year, you should have a Balanced College List which includes a minimum of two Target, two Reach and two Likely colleges that also meet your desired fit criteria.	Video Overview Match & Fit List Builder Guide FAQs and Troubleshooting
	Click Here to Start Building Your List		

1b. Login to the List Builder

- Login to the List Builder using your APS email address (<username>@student.apsk12.org and password.
- Your password is the one you typically use to login to an APS computer or Infinite Campus.



1c. Get Started

- Choose one of the blue buttons.
- If this is your first time using the List Builder, you will only have the first option

MATCH & FIT

LIST BUILDER

A Partnership Between Achieve Atlanta and Atlanta Public Schools

Searching for colleges can be difficult. You can use this online tool to build a list of college options that match your academic profile and are also a good fit for you. Click below to start building your list:

Start with data that APS has in its records for me

Start with what I entered last time I visited this page



STEP 2: Confirm/Adjust Your Profile

2a. Confirm Your Data – Test Scores & GPA

- Your most recent test score and GPA data APS has on file for you will already be filled in.
- If you have more recent data or you want to see how your options will change as your GPA and test scores change, you can adjust the values. ***But your final list should be based on actual data to ensure your best chances for college acceptance and completion.***

Jordan Williams

Let's start by getting some information about you. Please make sure the information on this page is correct and fill in any missing information. Once you're finished, click "Start Building My List" below.

Please fill out the "Demographic Data" section.

SAT Score Report

Your Total Score

1,200 1200

Section Scores

Reading & Writing	Math
590	610
590	610

[Clear SAT Data](#)

ACT Score Report

Your Composite Score

24 24

Subject Test Scores

English	Reading	Math
24	25	23
24	25	23

[Clear ACT Data](#)

Demographic Data

Gender

Male

Estimated Yearly Household Income

Please select your estimated family income.

Filling in this answer will help the site make a more accurate estimate of each college's estimated net cost.

PSAT Score Report

Your Total Score

Only fill this score out if you do not have an SAT or ACT Score.

1,000 1000

Complete the Information Above

[Clear All Data](#) [Go Back](#)



Click on question marks throughout tool for further explanation.

2a cont. Confirm Your Data – Section and Subject Test Scores

- If you do not have SAT section scores or ACT subject test scores populated, you will see yellow circles in those boxes and a notation in yellow.
- You can still move forward to the next screen and start building your list, but the List Builder will let you know if you meet certain colleges' minimum section/subject scores.

Jordan Williams

Let's start by getting some information about you. Please make sure the information on this page is correct and fill in any missing information. Once you're finished, click "Start Building My List" below.

Please fill out the "Demographic Data" section.

SAT Score Report

Your Total Score
1,200 1200

Section Scores

Reading & Writing	Math
Reading/Writing Section Score	Math Section Score
200-800	200-800

For most accurate college matches, enter your SAT Section Scores from your score report. Clear SAT Data

ACT Score Report

Your Composite Score
24 24

Subject Test Scores

English	Reading	Math
English Test Score	Reading Test Score	Math Test Score
1-36	1-36	1-36

For most accurate college matches, enter your Subject Test Scores from your score report. Clear ACT Data

Demographic Data

Gender
Male

Estimated Yearly Household Income
Please select your estimated family income.

Filling in this answer will help the site make a more accurate estimate of each college's estimated net cost.

PSAT Score Report

Your Total Score
Only fill this score out if you do not have an SAT or ACT Score.
1,000 1000

Complete the Information Above

Clear All Data Go Back

2a cont. Confirm Your Data – PSAT Scores Only

- If you do not have SAT or ACT scores yet, you will see gray circles in those boxes.
- You can still move forward to the next screen and start building your list, but the List Builder will let you know if you meet certain colleges' minimum section/subject scores until you take the SAT or ACT and have those scores on record.

Jordan Williams

Let's start by getting some information about you. Please make sure the information on this page is correct and fill in any missing information. Once you're finished, click "Start Building My List" below.

Please fill out the "Demographic Data" section.

SAT Score Report

Your Total Score

Total Score 400-1600

Section Scores

Reading & Writing	Math
Reading/Writing Section Score	Math Section Score
200-800	200-800

[Clear SAT Data](#)

ACT Score Report

Your Composite Score

Composite Score 1-36

Subject Test Scores

English	Reading	Math
English Test Score	Reading Test Sc...	Math Test Score
1-36	1-36	1-36

[Clear ACT Data](#)

Demographic Data

Gender

Male

Estimated Yearly Household Income

Please select your estimated family income.

Filling in this answer will help the site make a more accurate estimate of each college's estimated net cost.

PSAT Score Report

Your Total Score

Only fill this score out if you do not have an SAT or ACT Score.

1,000 1000

Complete the Information Above

[Clear All Data](#) [Go Back](#)

2b. Choose Your Estimated Family Income Category

- Choose the option that best matches your family's Estimated Yearly Household Income to provide you with more accurate information about potential college costs.
- If you don't know your annual household income you can choose "Don't Know." In that case, costs displayed will be the average for ALL students.

Jordan Williams

Let's start by getting some information about you. Please make sure the information on this page is correct and fill in any missing information. Once you're finished, click "Go to My College List" below.

Please fill out the "Demographic Data" section.

SAT Score Report

Your Total Score

1,200 1200

Section Scores

Reading & Writing	Math
590	610
590	610

Clear SAT Data

ACT Score Report

Your Composite Score

24 24

Subject Test Scores

English	Reading	Math
24	25	23
24	25	23

Clear ACT Data

Demographic Data

Gender

Male

Estimated Yearly Household Income

Please select your estimated family income.

Filling in this answer will help the site make a more accurate estimate of each college's estimated net cost.

PSAT Score Report

Your Total Score

Only fill this score out if you do not have an SAT or ACT Score.

1,000 1000

Report Card

GPA

83.00-85.99

Complete the Information Above

Clear All Data Go Back

2c. Complete Your Profile

- Once you have enough information selected for the tool to determine academic match and estimate costs, click “Start Building My List” in blue.

Jordan Williams

Let's start by getting some information about you. Please make sure the information on this page is correct and fill in any missing information. Once you're finished, click "Start Building My List" below.

Your information is complete.
Click "Start Building My List" below to move forward.

<h3 style="text-align: center;">SAT Score Report</h3> <p>Your Total Score 1,200 1200</p> <p>Section Scores</p> <table style="width: 100%;"><tr><td style="text-align: center;">Reading & Writing 590</td><td style="text-align: center;">Math 610</td></tr></table> <p style="text-align: right; font-size: small;">Clear SAT Data</p>	Reading & Writing 590	Math 610	<h3 style="text-align: center;">ACT Score Report</h3> <p>Your Composite Score 24 24</p> <p>Subject Test Scores</p> <table style="width: 100%;"><tr><td style="text-align: center;">English 24</td><td style="text-align: center;">Reading 25</td><td style="text-align: center;">Math 23</td></tr></table> <p style="text-align: right; font-size: small;">Clear ACT Data</p>	English 24	Reading 25	Math 23
Reading & Writing 590	Math 610					
English 24	Reading 25	Math 23				
<h3 style="text-align: center;">Demographic Data</h3> <p>Gender Male</p> <p>Estimated Yearly Household Income \$30,001-\$48,000</p> <p style="font-size: x-small;">Filling in this answer will help the site make a more accurate estimate of each college's estimated net cost.</p>	<h3 style="text-align: center;">Report Card</h3> <p>GPA 83.00-85.99</p>					
<h3 style="text-align: center;">PSAT Score Report</h3> <p>Your Total Score 1,000 1000</p> <p style="font-size: x-small;">Only fill this score out if you do not have an SAT or ACT Score.</p>						

Start Building My List

Clear All Data Go Back



STEP 3: Choose Your Fit Filters

3a. Your College Options – Start with Match

- Your College Options screen will display the academic data used to calculate your college matches. A green check denotes the data match what APS has on record for you.
- List Builder uses your academic data to populate college options in each of your Match Categories – Target, Reach, Likely.

Edit My Information

College/University Options Sort by Grad Rate ▾
(Click on a school to see more information and/or add it to your college list) Show top 5 ▾

Jordan Williams
 SAT: 1200 ✓
 PSAT: 1000 ✓
 GPA: 83.00-85.99 ✓

✓ = Matches known APS data

Adjust filters below to refine results

Type: (All) ▾ ?

Degree Type: (All) ▾ ?

School Size: (All) ▾ ?

Region: Georgia ▾ ?

State: GA ▾ ?

Majors: (All) ▾ ?

HBCU: (All) ▾ ?

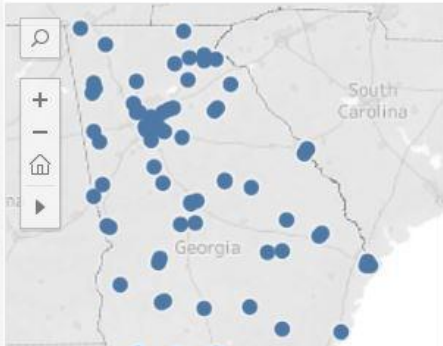
Test Optional: (All) ▾ ?

Match Category: (Multiple values) ▾ ?

Achieve Atlanta Scholarship Eligible: (All) ▾ ?

Search for a School
If you can't find a college, try clearing the filters.

 ?



Match Category	Institution Name & Location	Grad Rate	Estimated Cost Per Year
Target	Piedmont College Demorest, GA	54%	\$14,130
	Morehouse College Atlanta, GA	52%	\$31,789
	LaGrange College Lagrange, GA	51%	\$18,824
	Toccoa Falls College Toccoa Falls, GA	51%	\$18,074
	Kennesaw State University Kennesaw, GA	49%	\$16,120
Reach	Emory University-Oxford College Oxford, GA	87%	\$11,540
	University of Georgia Athens, GA	84%	\$11,975
	Savannah College of Art and Design Savannah, GA	66%	\$38,264
	Covenant College Lookout Mountain, GA	62%	\$18,605
	Mercer University Macon, GA	62%	\$18,687
Likely	Luther Rice College & Seminary Lithonia, GA	61%	\$17,312
	Point University West Point, GA	59%	\$23,291
	Shorter University Rome, GA	49%	\$18,530
	Life University Marietta, GA	47%	\$24,983
	Young Harris College Young Harris, GA	46%	\$16,447

You want to ensure the college list you build has at least 2 Target, 2 Reach, and 2 Likely (minimum of 6 total).

3a cont. Your College Options – Start with Match

- Your initial options will default to the top 5 schools in Georgia in each Match Category, sorted by highest graduation rate. *These can be adjusted!*

[Edit My Information](#)

Jordan Williams

SAT: 1200 ✓
 PSAT: 1000 ✓
 GPA: 3.00-3.99 ✓

✓ = Matches known APS data

College/University Options Sort by Grad Rate ▼

(Click on a school to see more information and/or add it to your college list) Show top 5 ▼

Match Category	Institution Name & Location	Grad Rate	Estimated Cost Per Year	
Target	Piedmont College Demorest, GA	54%	\$14,130	
	Morehouse College Atlanta, GA	52%	\$31,789	
	LaGrange College Lagrange, GA	51%	\$18,824	
	Toccoa Falls College Toccoa Falls, GA	51%	\$18,074	
	Kennesaw State University Kennesaw, GA	49%	\$16,120	◆
Reach	Emory University-Oxford College Oxford, GA	87%	\$11,540	
	University of Georgia Athens, GA	84%	\$11,975	
	Savannah College of Art and Design Savannah, GA	66%	\$38,264	
	Covenant College Lookout Mountain, GA	62%	\$18,605	
	Mercer University Macon, GA	62%	\$18,687	
Likely	Luther Rice College & Seminary Lithonia, GA	61%	\$17,312	
	Point University West Point, GA	59%	\$23,291	
	Shorter University Rome, GA	49%	\$18,530	
	Life University Marietta, GA	47%	\$24,983	
	Young Harris College Young Harris, GA	46%	\$16,447	

Adjust filters below to refine results:

Type: (All) ?

Degree Type: (All) ?

School Size: (All) ?

Region: Georgia ?

State: GA ?

Majors: (All) ?

HBCU: (All) ?

Test Optional: (All) ?

Match Category: (Multiple values) ?

Achieve Atlanta Scholarship Eligible: (All) ?

Search for a School
If you can't find a college, try clearing the filters.

3b. Use Fit Filters to Adjust your Options

- Adjust the *Fit Filters* in the green box to match your fit preferences such as location, degree type, college major and Achieve Atlanta Scholarship eligibility.
- The options in the middle of the screen will automatically adjust.

Jordan Williams
SAT: 1200 ✓
PSAT: 1000 ✓
GPA: 83.00-85.99 ✓
✓ = Matches known APS data

Adjust filters below to refine results:

Type: (All) ?
Degree Type: Bachelor's (4-Year) ?
School Size: (All) ?
Region: Georgia ?
State: GA ?
Majors: (All) ?
HBCU: ?
Test Optional: (All) ?
Match Category: Architecture ?
Achieve Atlanta: Yes ?
Search for a major: If you can't find a major, use the search box above.

College/University Options (Click on a school to see more information and/or add it to your college list) Show to...
Sort by Grad Rate

Match Category	Institution Name & Location	Grad Rate	Estimated Cost Per Year
Target	Piedmont College Demorest, GA	54%	\$17,308
	Morehouse College Atlanta, GA	52%	\$37,922
	LaGrange College Lagrange, GA	51%	\$20,660
	Toccoa Falls College Toccoa Falls, GA	51%	\$20,516
	Kennesaw State University Kennesaw, GA	49%	\$18,988
Reach	University of Georgia Athens, GA	84%	\$15,203
	Savannah College of Art and Design Savannah, GA	66%	\$41,390
	Georgia State University Atlanta, GA	62%	\$20,040
	Clark College Clarkston, GA	62%	\$19,923
	Georgia College & Seminary Milledgeville, GA	61%	\$17,312
	Georgia Southern University Statesboro, GA	59%	\$23,889
	Georgia Institute of Technology Atlanta, GA	49%	\$20,530
	Georgia State University Atlanta, GA	47%	\$26,845
	Georgia College Milledgeville, GA	46%	\$17,971

Majors List:

- Agriculture or Natural Resources
- Architecture
- Biological/Biomedical Sciences
- Business Management/Marketing/Accounting/Finance
- Communication/Journalism
- Communications Technology (AV, Graphic Design, etc)
- Computer and/or Information Technology (IT)
- Criminal Justice/Law Enforcement/Firefighting
- Cultural/Ethnic/Gender Studies
- Education
- Engineering
- English Language/Literature
- Foreign Languages
- Health Professions
- History
- Hospitality
- Legal Studies
- Library Science
- Mathematics/Statistics
- Multidisciplinary Studies
- Parks/Recreation/Leisure Studies
- Personal or Culinary Services
- Philosophy/Religious Studies/Theology
- Physical Sciences
- Psychology
- Public Administration/Policy/Political Science

Buttons: Cancel, Apply

3b cont. Optional: Expand Options Displayed

- Optional: Once you have your Fit Factors selected, you can adjust the colleges displayed by changing the number of colleges you see in each category and/or sorting by Estimated Cost Per Year or alphabetically.

Edit My Information

Jordan Williams
 SAT: 1200 ✓
 PSAT: 1000 ✓
 GPA: 83.00-85.99 ✓

✓ = Matches known APS data

Adjust filters below to refine results:

Type: (All) ?

Degree Type: Bachelor's (4-Year) ?

School Size: (All) ?

Region: Georgia ?

State: GA ?

Majors: (All) ?

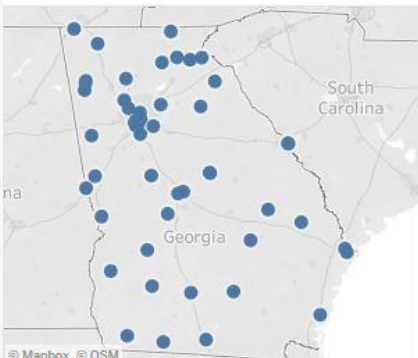
HBCU: (All) ?

Test Optional: (All) ?

Match Category: (Multiple values) ?

Achieve Atlanta Scholarship Eligible: Yes ?

Search for a School
If you can't find a college, try clearing the filters.



College/University Options

(Click on a school to see more information and/or add it to your college list)

Sort by Grad Rate

Show to...

Match Category	Institution Name & Location	Grad Rate	Estimated Cost Per Year
Target	Piedmont College Demorest, GA	54%	\$17,308
	Morvenhouse College Atlanta, GA	52%	\$37,922
	LaGrange College Lagrange, GA	51%	\$20,660
	Toccoa Falls College Toccoa Falls, GA	51%	\$20,516
	Kennesaw State University Kennesaw, GA	49%	\$18,988
	Reinhardt University Waleska, GA	49%	\$21,630
	Georgia Southwestern State University Americus, GA	44%	\$13,556
	Valdosta State University Valdosta, GA	44%	\$16,452
	Augusta University Augusta, GA	43%	\$17,973
	University of North Georgia Dahlonega, GA	34%	\$10,303
Reach	University of Georgia Athens, GA	84%	\$15,203
	Savannah College of Art and Design Savannah, GA	66%	\$41,390
	Covenant College Lookout Mountain, GA	62%	\$20,040
	Mercer University Macon, GA	62%	\$19,923
	Berry College Mount Berry, GA	62%	\$21,808
	Georgia College Milledgeville, GA	61%	\$19,465
	Georgia State University Atlanta, GA	59%	\$16,959
	Georgia Southern University Statesboro, GA	56%	\$17,346
	Oglethorpe University Atlanta, GA	47%	\$21,804
	Likely	Luther Rice College & Seminary Lithonia, GA	61%
Point University			



STEP 4: Learn More about Your College Options

4a. Learn More about Colleges

- Select a college from the options to display basic information about the college in the top right (e.g., graduation rate, estimated cost per year for students with similar annual family income, and enrollment information for past APS students).
- To learn even more about the college, choose “Click here to learn more about the college.”

The screenshot displays a college search interface. On the left, a user profile for Jordan Williams is shown with SAT: 1200, PSAT: 1000, and GPA: 83.00-85.99. Below this is a filter panel with various dropdown menus for Type, Degree Type, School Size, Region, State, Majors, HBCU, Test Optional, Match Category, and Achieve Atlanta Scholarship Eligible. A map of Georgia is visible at the bottom left.

The main section, titled "College/University Options", features a table with columns for Match Category, Institution Name & Location, Grad Rate, and Estimated Cost Per Year. The table is sorted by Grad Rate. The "Reach" category is highlighted, and Kennesaw State University is selected.

Match Category	Institution Name & Location	Grad Rate	Estimated Cost Per Year
Target	Piedmont College Demorest, GA	54%	\$14,130
Target	Morehouse College Atlanta, GA	52%	\$31,789
Target	LaGrange College Lagrange, GA	51%	\$18,824
Target	Toccoa Falls College Toccoa Falls, GA	51%	\$18,074
Reach	Kennesaw State University Kennesaw, GA	49%	\$16,120
Reach	University of Georgia Athens, GA	84%	\$11,975
Reach	Savannah College of Art and Design Savannah, GA	66%	\$38,264
Reach	Covenant College Lookout Mountain, GA	62%	\$18,605
Reach	Mercer University Macon, GA	62%	\$18,687
Reach	Berry College Mount Berry, GA	62%	\$18,684
Likely	Luther Rice College & Seminary Lithonia, GA	61%	\$17,312
Likely	Point University West Point, GA	59%	\$23,291
Likely	Shorter University Rome, GA	49%	\$18,530
Likely	Life University Marietta, GA	47%	\$24,983
Likely	Young Harris College Young Harris, GA	46%	\$16,447
Very Likely	Georgia Military College Milledgeville, GA	27%	\$9,262
Very Likely	Bainbridge State College Bainbridge, GA	22%	\$2,648
Very Likely	Andrew College Cuthbert, GA	19%	\$26,112
Very Likely	South Georgia State College Douglas, GA	19%	\$8,700
Very Likely	Atlanta Metropolitan State College Atlanta, GA	17%	\$4,747
Very Likely	Emory University		

On the right, a detailed view of Kennesaw State University is shown, including its location (Kennesaw, GA), distance from Atlanta (23 miles), student population (32,309), number of APS graduates (35), and graduation rate (49.5%). It also lists minimum SAT/ACT requirements. Below this view are two buttons: "Click here to learn more about this college." and "Add Kennesaw State University to My College List".

4a cont. Warning Signs for Test Score Requirements

- Yellow diamonds signal the college has SAT/ACT subject test score requirements and you have not included subject test scores. Click the yellow diamond to see the college's minimum score requirements in the blue box in the top right corner.
- Red diamonds (not shown) warn that your sub-scores do not meet the school's minimum requirements for admissions. Click the red diamond to see the college's minimum score requirements.

College List

College/University Options Sort by Grad Rate
(Click on a school to see more information and/or add it to your college list) Show top 5

Match Category	Institution Name & Location	Grad Rate	Estimated Cost Per Year	
Target	Piedmont College Demorest, GA	54%	\$14,130	
	Morehouse College Atlanta, GA	52%	\$31,789	
	LaGrange College Lagrange, GA	51%	\$18,824	
	Toccoa Falls College Toccoa Falls, GA	51%	\$18,074	
	Kennesaw State University Kennesaw, GA	49%	\$11,120	◆
	University of Georgia Athens, GA	84%	\$11,975	
	Savannah College of Art and Design Savannah, GA	66%	\$38,264	
	Covenant College Lookout Mountain, GA	62%	\$18,605	
	Mercer University Macon, GA	62%	\$18,687	
	Berry College Mount Berry, GA	62%	\$18,084	
Likely	Point University West Point, GA	59%	\$23,291	
	Shorter University Rome, GA	49%	\$18,530	
	Life University Marietta, GA	47%	\$24,983	
	Young Harris College Young Harris, GA	46%	\$16,447	
	University of West Georgia Carrollton, GA	46%	\$13,819	◆

ACT or SAT Subject Test Scores are needed on the last page to determine if you meet Kennesaw State University's minimum requirements.

Click on the yellow diamond to learn more about Kennesaw State University.

4b. Searching for a Specific College

- If you do not see a college on your options, you can type in the name in the search feature.
- TIP: If the college is not displaying, make sure you clear all your filters! This example required clearing the “Match Category” filter so that Georgia Tech, a *Far Reach* college for this student, is displayed.

Jordan Williams
SAT: 1200 ✓
PSAT: 1000 ✓
GPA: 83.00-85.99 ✓
✓ = Matches known APS data

Adjust filters below to refine results:

Type: (All) ?
Degree Type: Bachelor's (4-Year) ?
School Size: (All) ?
Region: Georgia ?
State: GA ?
Majors: (All) ?
HBCU: (All) ?
Test Optional: (All) ?
Match Category: Far Reach ?
Achieve Atlanta Scholarship Eligible: (All) ?
Search for a School: Georgia Tech

If you can't find a college, try clearing the filters.

College/University Options (Sort by Grad Rate) (Show to...)

Match Category	Institution Name & Location	Grad Rate	Estimated Cost Per Year
Far Reach	Georgia Institute of Technology (Georgia Tech)...	86%	\$9,914

Georgia Institute of Technology (Georgia Tech)
Atlanta, GA (Public)

Distance from Atlanta: 2 miles
Student Population: 14,810
Number of APS graduates attending each year: 38 students
Percent who stay in college until at least their 2nd year: 99%

Estimated Cost per Year: \$9,914
Graduation Rate: 85.5%
Acceptance Rate: 23.4%

[Click here to learn more about this college.](#)

[Add Georgia Institute of Technology \(Georgia Tech\) to My College List](#)

[Finish and Review My College List](#)

Map showing Georgia and surrounding states: Tennessee, North Carolina, South Carolina, Alabama, Georgia.



STEP 5: Build a Balanced List

5a. Add colleges to your list

- As you research and learn more about colleges that are a good match and fit for you, add them to your list by choosing the blue button in the right column.
- You can remove a college from your list by clicking the “x” to the right of the college name in your list.
- Once you have your list of colleges, click “Finish and Review My College List” in green. Don’t worry -- you can come back and make changes as needed.

The screenshot displays the 'My College List' interface for Jordan Williams. It includes a filter panel on the left, a table of college options in the center, and a detailed view of Oglethorpe University on the right. A red arrow points from the 'Remove Oglethorpe University from My College List' button to the 'x' icon next to Oglethorpe University in the table. Another red arrow points from the 'Finish and Review My College List' button to the 'Finish and Review My College List' button in the interface.

My College List
Jordan Williams
SAT: 1200 ✓
ACT: 24 ✓
PSAT: 1000 ✓
GPA: 83.00-85.99 ✓
✓ = Matches known APS data

College/University Options (Sort by Grad Rate) [Show top 25]

Match Category	Institution Name & Location	Grad Rate	Estimated Cost Per Year
Target	Piedmont College Demorest, GA	54%	\$14,130
	Morehouse College Atlanta, GA	52%	\$31,789
	LaGrange College Lagrange, GA	51%	\$18,824
	Toccoa Falls College Toccoa Falls, GA	51%	\$18,074
	Kennesaw State University Kennesaw, GA	49%	\$16,120
	Reynolds University Walesboro, VA	49%	\$20,221
	Georgia Southwest State University Americus, GA	44%	\$11,579
	Valdosta State University Valdosta, GA	44%	\$13,479
	Augusta University Augusta, GA	43%	\$15,232
	University of North Georgia Dahlonega, GA	34%	\$8,389
Reach	University of Georgia Athens, GA	84%	\$11,975
	Savannah College of Art and Design Savannah, GA	66%	\$38,200
	Covenant College Lookout Mountain, GA	62%	\$18,605
	Mercer University Macon, GA	62%	\$18,687
	Berry College Mount Berry, GA	62%	\$18,084
	Georgia College Milledgeville, GA	61%	\$16,928
	Georgia State University Atlanta, GA	59%	\$14,147
	Georgia Southern University Statesboro, GA	56%	\$14,587
	Oglethorpe University Atlanta, GA	47%	\$20,287
Likely	Point University West Point, GA	59%	\$23,291
	Shorter University		

Oglethorpe University
Atlanta, GA (Private)
Distance from Atlanta: 9 miles
Student Population: 1,232
Number of APS graduates attending each year: 5 students
Percent who stay in college until at least their 2nd year: 73%
Estimated Cost per Year: \$20,287
Graduation Rate: 46.6%
Acceptance Rate: 58.0%
Minimum SAT/ACT Requirements: College/University may have ACT/SAT minimum requirements. Check its admissions website to determine if they exist.

Click here to learn more about this college.

Remove Oglethorpe University from My College List

Finish and Review My College List

My Target Colleges/Universities
Kennesaw State University
Morehouse College
University of North Georgia

My Reach Colleges/Universities
Mercer University
University of Georgia
Oglethorpe University
Georgia College

My Likely Colleges/Universities

Your goal should be to build a *balanced college list* – at least 2 Target, at least 2 Reach and at least 2 Likely schools. Adding more will increase your chances of success!



STEP 6: Share Your List with Family, Counselors,
Advisers & Update as Needed

6a. Your College/University Options List


- Your College/University Options List screen shows the academic data used to create this list.

- Your list of colleges and important information about each college is displayed in the middle.

- You can print this page by choosing “Print My College/University Options List” in the top left corner.

Print My College/University Options List

My College/University Options List
 Jordan Williams



Test Scores and GPA Used in this List

*If you added or changed any test scores or GPA in the tool, the match categories may not reflect what they would be for your actual academic profile.

GPA:	83.00-85.99 ✓	Highest SAT Score <i>Reading & Writing Math</i>	1200 ✓ <i>N/A N/A</i>	Highest ACT Score <i>English Math Reading Science</i>	24 ✓ <i>N/A N/A N/A N/A</i>	PSAT:	1000 ✓
------	---------------	--	----------------------------	--	--------------------------------------	-------	--------

* GPA and test scores above reflect what you entered in the tool and may not be actual score. Scores with a ✓ match what APS has on record for you.

You developed the list below of colleges that interest you. Each college has a “match” category to help you have a better idea of your chances of getting in based upon your GPA and test score(s).

College/University	Match Category	Most Common Degree Type	Avg Number of APS Graduates Enrolling Each Year*	Avg Number of APS Students Returning for 2nd Year*	Grad Rate	Estimated Cost Per Year**
Morehouse College - Atlanta, GA	Target	Bachelor's	13	74%	52%	\$31,789
Kennesaw State University - Kennesaw, GA	Target	Bachelor's	35	78%	49%	\$16,120
University of Georgia - Athens, GA	Reach	Bachelor's	68	98%	84%	\$11,975
Mercer University - Macon, GA	Reach	Bachelor's	5	92%	62%	\$18,687
Georgia College - Milledgeville, GA	Reach	Bachelor's	6	100%	61%	\$16,928
Georgia State University - Atlanta, GA	Reach	Bachelor's	116	82%	59%	\$14,147
University of West Georgia - Carrollton, GA	Likely	Bachelor's	57	76%	46%	\$13,819
Clayton State University - Morrow, GA	Likely	Bachelor's	18	65%	41%	\$10,095

* Based on an average of the last three years of graduates who enrolled in that college/university.
 ** Based on the estimated yearly family income level between \$30,001 and \$48,000 a year. The estimated cost does not take into account the Achieve Atlanta Scholarship.
 • You did not enter in enough subtest scores for us to check against institution's minimum test score requirement.

What You Should Do Next

- Learn more about these colleges by clicking the link above or visiting their websites
- If you have questions, reach out to a counselor or college adviser for help
- Work hard in your classes to maintain or improve your GPA
- Study for and retake the SAT or ACT if your scores aren't high enough for admission to where you want to go
- Update your list if needed by logging in through MyBackpack to start where you left off
- Share this list with your counselor or college adviser at the start of senior year to finalize where you will apply

What Do the Match Categories Mean?

Target	Your academic profile is within the college/university's average range. You have a decent chance of being admitted.
Reach	Your academic profile is lower than the college/university's average range. You have a chance of being admitted, but it's a stretch.
Likely	Your academic profile exceeds the college/university's average range. You have a strong chance of being admitted.
Very Likely	Your academic profile is well above the college/university's average range. You have a very strong chance of being admitted.
Far Reach	Your academic profile is significantly lower than the college/university's average range. It is unlikely that you'll be admitted.

Date Created: January 11, 2020

The bottom gray section provides suggested next steps including researching the colleges and updating this list as you learn more and/or your scores improve.