

MATCH & FIT

LIST BUILDER

A Partnership Between Achieve Atlanta and Atlanta Public Schools

A Step-by-Step Guide for Students

Six Steps to Build a Balanced List!

- 1 **Login** to the List Builder and choose the start button.
- 2 Confirm or adjust your **academic profile** to see your college match options.
- 3 Choose your **fit filters** to update your options with your preferences.
- 4 **Learn more** about your college options.
- 5 **Add colleges** to your list. You should have a minimum of **2 Target, 2 Reach, and 2 Likely** colleges.
- 6 **Share your list** with your family, counselor, and/or college adviser and update as needed.



STEP 1: Login to Tool and Select Start Button

1a. Go to Match & Fit List Builder link

- Navigate to <https://dig.apsgraphs.com/matchfit/> or choose the Match & Fit app in *My Backpack*
- Choose the bottom blue button “Click Here to Start Building Your List”
- Additional information and support can be found on the far right of this page.

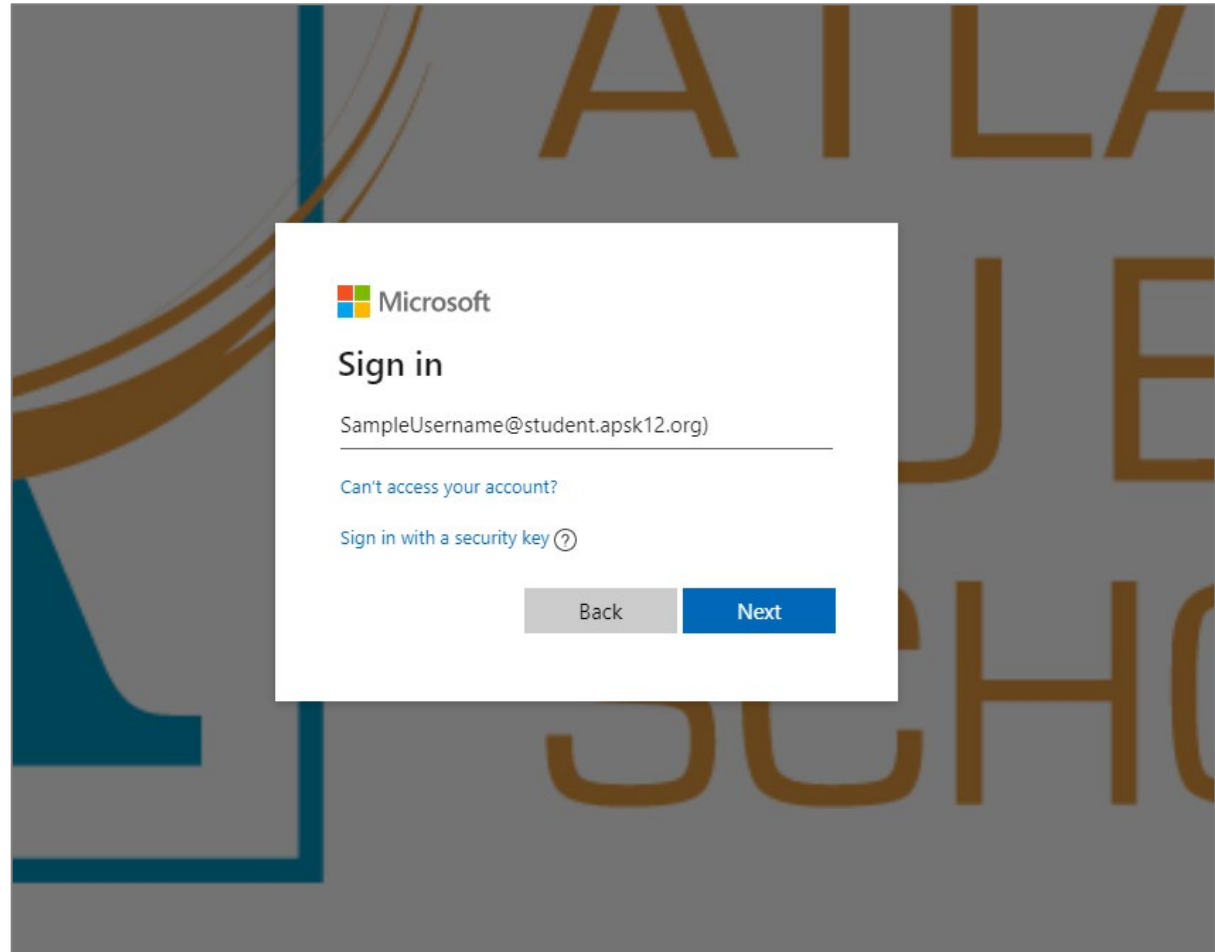
MATCH & FIT
LIST BUILDER
A Partnership Between Achieve Atlanta and Atlanta Public Schools

Why College?	What is Match & Fit?	What is the Match & Fit List Builder?	How Do I Use the List Builder?
The case for college is clear. People who complete higher education are more satisfied with their careers, wealthier, and better prepared to achieve their dreams.	When you are searching for colleges, you should make sure to consider both Match & Fit . Match refers to how well your academic profile (GPA and college entrance test scores) align to a college's academic profile. You should find multiple colleges in each of the three critical match categories: Target, Reach, and Likely . Fit refers to other factors such as college costs, location, and campus size.	The Match & Fit List Builder is an online platform to support Atlanta Public School students like you build your college list. By end of junior year, you should have a Balanced College List which includes a minimum of two Target, two Reach and two Likely colleges that also meet your desired fit criteria.	Video Overview Match & Fit List Builder Guide FAQs and Troubleshooting

[Click Here to Start Building Your List](#)

1b. Login to the List Builder

- Login to the List Builder using your APS email address (<username>@student.apsk12.org) and password.
- Your password is the one you typically use to login to an APS computer or Infinite Campus.



1c. Get Started

- Choose one of the blue buttons.
- If this is your first time using the List Builder, you will only have the first option

MATCH & FIT

LIST BUILDER

A Partnership Between Achieve Atlanta and Atlanta Public Schools

Searching for colleges can be difficult. You can use this online tool to build a list of college options that match your academic profile and are also a good fit for you. Click below to start building your list:

Start with data that APS has in its records for me

Start with what I entered last time I visited this page



STEP 2: Confirm/Adjust Your Profile

2a. Confirm Your Data – Test Scores & GPA

- Your most recent test score and GPA data APS has on file for you will already be filled in.
- If you have more recent data or you want to see how your options will change as your GPA and test scores change, you can adjust the values. ***But your final list should be based on actual data to ensure your best chances for college acceptance and completion.***

Jordan Williams

Let's start by getting some information about you. Please make sure the information on this page is correct and fill in any missing information. Once you're finished, click "Start Building My List" below.

Please fill out the
"Demographic Data" section.

SAT Score Report

Your Total Score
1,200 1200

Section Scores

Reading & Writing	Math
590	610
590	610

Clear SAT Data

ACT Score Report

Your Composite Score
24 24

Subject Test Scores

Math	Science	English	Reading
24	24	25	23
24	24	25	23

Clear ACT Data

Demographic Data

Gender
Male

Estimated Yearly Household Income
Please select your estimated family income.

Filling in this answer will help the site make a more accurate estimate of each college's estimated net cost.

Transcript GPA

GPA
83.00-85.99

PSAT Score Report

Your Total Score
Only fill this score out if you do not have an SAT or ACT Score.
1000 1000

Complete the Information Above

Clear All Data Go Back



Click on question marks throughout tool for further explanation.

2a cont. Confirm Your Data – Section and Subject Test Scores

- If you do not have SAT section scores or ACT subject test scores populated, you will see yellow circles in those boxes and a notation in yellow.
- You can still move forward to the next screen and start building your list, but the List Builder will let you know if you need to meet certain colleges' minimum section/subject scores.

Jordan Williams

Let's start by getting some information about you. Please make sure the information on this page is correct and fill in any missing information. Once you're finished, click "Start Building My List" below.

Please fill out the "Demographic Data" section.

?

SAT Score Report

Your Total Score

1,200

1200

Section Scores

Reading & Writing

Math

Reading/Writing Section Score

Math Section Score

200-800

200-800

For most accurate college matches, enter your SAT Section Scores from your score report.

Clear SAT Data

?

ACT Score Report

Your Composite Score

Composite Score

1-36

Subject Test Scores

Math

Science

English

Reading

Math Test

Science Test

English Test

Reading Test

1-36

1-36

1-36

1-36

Clear ACT Data

?

Demographic Data

Gender

Male

Estimated Yearly Household Income

Please select your estimated family income.

Filling in this answer will help the site make a more accurate estimate of each college's estimated net cost.

?

PSAT Score Report

Your Total Score

Only fill this score out if you do not have an SAT or ACT Score.

1000

1000

?

Transcript GPA

GPA

83.00-85.99

Complete the Information Above

Clear All Data

Go Back

9

2a cont. Confirm Your Data – PSAT Scores Only

- If you do not have SAT or ACT scores yet, you will see gray circles in those boxes.

- You can still move forward to the next screen and start building your list, but the List Builder will let you know if you need to meet certain colleges' minimum section/subject scores until you take the SAT or ACT and have those scores on record.

Jordan Williams

Let's start by getting some information about you. Please make sure the information on this page is correct and fill in any missing information. Once you're finished, click "Start Building My List" below.

Please fill out the "Demographic Data" section.

SAT Score Report

Your Total Score

Total Score 400-1600

Section Scores

Reading & Writing Math

Reading/Writing Section Score Math Section Score

200-800 200-800

Clear SAT Data

Demographic Data

Gender

Male

Estimated Yearly Household Income

Please select your estimated family income.

Filling in this answer will help the site make a more accurate estimate of each college's estimated net cost.

PSAT Score Report

Your Total Score

Only fill this score out if you do not have an SAT or ACT Score.

1000 1000

ACT Score Report

Your Composite Score

Composite Score 1-36

Subject Test Scores

Math Science English Reading

Math Test Science Test English Test Reading Test

1-36 1-36 1-36 1-36

Clear ACT Data

Transcript GPA

GPA

83.00-85.99

Complete the Information Above

Clear All Data Go Back

2b. Choose Your Estimated Family Income Category

- Choose the option that best matches your family's Estimated Yearly Household Income to provide you with more accurate information about potential college costs.
- If you don't know your annual household income you can choose "Don't Know." In that case, costs displayed will be the average for ALL students.

Jordan Williams

Let's start by getting some information about you. Please make sure the information on this page is correct and fill in any missing information. Once you're finished, click "Go to My College List" below.

Please fill out the "Demographic Data" section.

SAT Score Report

Your Total Score

1,200 **1200**

Section Scores

Reading & Writing	Math
590	610
590	610

Clear SAT Data

ACT Score Report

Your Composite Score

24 **24**

Subject Test Scores

English	Reading	Math
24	25	23
24	25	23

Clear ACT Data

Demographic Data

Gender

Male

Estimated Yearly Household Income

Please select your estimated family income.

Filling in this answer will help the site make a more accurate estimate of each college's estimated net cost.

Report Card

GPA

83.00-85.99

PSAT Score Report

Your Total Score

Only fill this score out if you do not have an SAT or ACT Score.

1,000 **1000**

Complete the Information Above

Clear All Data Go Back

2c. Complete Your Profile

- Once you have enough information selected for the tool to determine academic match and estimate costs, click “Start Building My List” in blue.

Jordan Williams

Let's start by getting some information about you. Please make sure the information on this page is correct and fill in any missing information. Once you're finished, click "Start Building My List" below.

Your information is complete.
Click "Start Building My List" below to move forward.

SAT Score Report

Your Total Score
1,200 1200

Section Scores

Reading & Writing	Math
590	610
590	610

Clear SAT Data

ACT Score Report

Your Composite Score
24 24

Subject Test Scores

Math	Science	English	Reading
24	24	25	23
24	24	25	23

Clear ACT Data

Demographic Data

Gender
Male

Estimated Yearly Household Income
\$48,001-\$75,000

Filling in this answer will help the site make a more accurate estimate of each college's estimated net cost.

Transcript GPA

GPA
83.00-85.99

PSAT Score Report

Your Total Score
Only fill this score out if you do not have an SAT or ACT Score.
1000 1000

Start Building My List

Clear All Data Go Back



STEP 3: Choose Your Fit Filters

3a. Your College Options – Start with Match

- Your College Options screen will display the academic data used to calculate your college matches. A green check denotes the data match what APS has on record for you.
- List Builder uses your academic data to populate college options in each of your Match Categories – Target, Reach, Likely.

You want to ensure the college list you build has at least 2 Target, 2 Reach, and 2 Likely (minimum of 6 total).

Edit My Information

Jordan Williams
 SAT: 1200 ✓
 PSAT: 1000 ✓
 GPA: 83.00-85.99 ✓
 ✓ = Matches known APS data

Adjust filters below to refine results:
 Type: (All) ?
 Degree Type: (All) ?
 School Size: (All) ?
 Region: Georgia ?
 State: GA ?
 Majors: (All) ?
 HBCU: (All) ?
 Test Optional: (All) ?
 Match Category: (Multiple values) ?
 Achieve Atlanta Scholarship Eligible: (All) ?
 Search for a School: ?
 If you can't find a college, try clearing the filters.

Adjust Estimated Cost Per Year with...
 Achieve Atlanta Scholarship ?
☐ Yes
☒ No

College/University Options
 (Click on a school to see more information and/or add it to your college list) Show top 10

Sort by Grad Rate

Match Category	Institution Name & Location	Grad Rate	Estimated Cost Per Year
Target	Emory University-Oxford College Oxford, GA	89%	\$13,151
	Savannah College of Art and Design Savannah, GA	66%	\$39,701
	Berry College Mount Berry, GA	64%	\$19,285
	Covenant College Lookout Mountain, GA	63%	\$19,629
	Mercer University Macon, GA	62%	\$18,691
	Georgia College Milledgeville, GA	61%	\$17,052
	Georgia State University Atlanta, GA	57%	\$12,965
	Georgia Southern University Statesboro, GA	52%	\$14,035
	Oglethorpe University Atlanta, GA	44%	\$18,660
	Reach	Emory University Atlanta, GA	91%
Georgia Institute of Technology (Georgia Tech)...		87%	\$12,339
University of Georgia Athens, GA		84%	\$11,611
Likely	Point University West Point, GA	53%	\$25,928
	Morehouse College Atlanta, GA	52%	\$37,318
	Piedmont College Demorest, GA	51%	\$15,113
	Toccoa Falls College Toccoa Falls, GA	51%	\$19,208
	LaGrange College Lagrange, GA	49%	\$16,695
	Kennesaw State University Kennesaw, GA	49%	\$15,699
	Reinhardt University Waleska, GA	47%	\$20,795
	Life University Marietta, GA	46%	\$25,300
	Shorter University		

3a cont. Your College Options – Start with Match

- Your initial options will default to the top 5 schools in Georgia in each Match Category, sorted by highest graduation rate. *These can be adjusted!*

Edit My Information

Jordan Williams

SAT: 1200✓

PSAT: 1000✓

GPA: 3.00-3.99✓

✓ = Matches known APS data

Adjust filters below to refine results:

Type (All) ?

Degree Type (All) ?

School Size (All) ?

Region Georgia ?

State GA ?

Majors (All) ?

HBCU (All) ?

Test Optional (All) ?

Match Category (Multiple values) ?

Achieve Atlanta Scholarship Eligible (All) ?

Search for a School

If you can't find a college, try clearing the filters.

Adjust Estimated Cost Per Year with...

Achieve Atlanta Scholarship ?

☐ Yes
 ☒ No

College/University Options

(Click on a school to see more information and/or add it to your college list)

Sort by Grad Rate Show top 10

Match Category	Institution Name & Location	Grad Rate	Estimated Cost Per Year
Target	Emory University-Oxford College Oxford, GA	89%	\$13,151
	Savannah College of Art and Design Savannah, GA	66%	\$39,701
	Berry College Mount Berry, GA	64%	\$19,285
	Covenant College Lookout Mountain, GA	63%	\$19,629
	Mercer University Macon, GA	62%	\$18,691
	Georgia College Milledgeville, GA	61%	\$17,052
	Georgia State University Atlanta, GA	57%	\$12,965
	Georgia Southern University Statesboro, GA	52%	\$14,035
	Oglethorpe University Atlanta, GA	44%	\$18,660
	Emory University Atlanta, GA	91%	\$10,362
Reach	Georgia Institute of Technology (Georgia Tech)...	87%	\$12,339
	University of Georgia Athens, GA	84%	\$11,611
	Point University West Point, GA	53%	\$25,928
Likely	Morehouse College Atlanta, GA	52%	\$30,318
	Piedmont College Demorest, GA	51%	\$15,113
	Toccoa Falls College Toccoa Falls, GA	51%	\$19,208
	LaGrange College Lagrange, GA	49%	\$16,695
	Kennesaw State University Kennesaw, GA	49%	\$15,699
	Reinhardt University Waleska, GA	47%	\$20,700
	Life University Marietta, GA	46%	\$25,300
	Shorter University		

3b. Use Fit Filters to Adjust your Options

- Adjust the *Fit Filters* in the green box to match your fit preferences such as location, degree type, college major and Achieve Atlanta Scholarship eligibility.
- The options in the middle of the screen will automatically adjust.

Edit My Information

Jordan Williams

SAT: 1200✓

PSAT: 1000✓

GPA: 83.00-85.99✓

✓ = Matches known APS data

Adjust filters below to refine results:

Type (All) ?

Degree Type (All) ?

School Size (All) ?

Region Georgia ?

State GA ?

Majors (All) ?

HBCU

Test Optional

Match Category (Multiple val)

Achieve Atlanta (All)

Search for a If you can't find

Adjust

Alabama

Mapbox OS

Cancel

Apply

College/University Options

Sort by Grad Rate

(Click on a school to see more information and/or add it to your college list)

Show top 10

Match Category	Institution Name & Location	Grad Rate	Estimated Cost Per Year
Target	Emory University-Oxford College Oxford, GA	89%	\$25,608
	Savannah College of Art and Design Savannah, GA	66%	\$43,212
	Berry College Mount Berry, GA	64%	\$19,866
	Covenant College Lookout Mountain, GA	63%	\$20,607
	Mercer University Macon, GA	62%	\$19,372
	Georgia College Milledgeville, GA	61%	\$20,244
	Georgia State University	57%	\$16,054
	University GA	52%	\$16,615
	University	44%	\$20,921
	y	91%	\$15,337
	e of Technology (Georgia	87%	\$15,988
	orgia	84%	\$14,528
	GA	53%	\$26,991
	ge	52%	\$39,659
	e	51%	\$19,115
	A	51%	\$23,543
	ge	49%	\$17,976
	University	49%	\$18,736
	A	47%	\$21,234
	rsity	46%	\$29,215
	tv		

3b cont. Your College Options – Estimated Cost Per Year

- The Estimated Cost Per Year is based on the family income category you selected on the prior screen. This takes into account federal and institutional grants and scholarships. It does not include federal or other loans.
- To see how your costs would change with the Achieve Atlanta Scholarship, choose “Yes” in the yellow box. This will apply a \$5000/year reduction to eligible 4-year colleges and a \$1500/year reduction to eligible 2-year colleges. You must be awarded the Achieve Atlanta Scholarship and enroll in an eligible institution to receive these funds.

Edit My Information

Jordan Williams

SAT: 1200 ✓

PSAT: 1000 ✓

GPA: 83.00-85.99 ✓

✓ = Matches known APS data

Adjust filters below to refine results:

Type (All) ?

Degree Type (All) ?

School Size (All) ?

Region Georgia ?

State GA ?

Majors (All) ?

HBCU (All) ?

Test Optional (All) ?

Match Category (Multiple values) ?

Achieve Atlanta Scholarship Eligible (All) ?

Search for a School

If you can't find a college, try clearing the filters.

Adjust Estimated Cost Per Year with...

Achieve Atlanta Scholarship ?

☐ Yes
 ☒ No

Alabama

Georgia

South Carolina

Mapbox OSM

College/University Options

Sort by Grad Rate

(Click on a school to see more information and/or add it to your college list)

Show top 10

Match Category	Institution Name & Location	Grad Rate	Estimated Cost Per Year
Target	Emory University-Oxford College Oxford, GA	89%	\$13,151
	Savannah College of Art and Design Savannah, GA	66%	\$39,701
	Berry College Mount Berry, GA	64%	\$19,285
	Covenant College Lookout Mountain, GA	63%	\$19,629
	Mercer University Macon, GA	62%	\$18,691
	Georgia College Milledgeville, GA	61%	\$17,052
	Georgia State University Atlanta, GA	57%	\$12,965
	Georgia Southern University Statesboro, GA	52%	\$14,035
	Oglethorpe University Atlanta, GA	44%	\$18,660
	Reach	Emory University Atlanta, GA	91%
Georgia Institute of Technology (Georgia Tech)		87%	\$12,339
University of Georgia Athens, GA		84%	\$11,611
Likely	Point University West Point, GA	53%	\$25,928
	Morehouse College Atlanta, GA	52%	\$37,318
	Piedmont College Demorest, GA	51%	\$15,113
	Toccoa Falls College Toccoa Falls, GA	51%	\$19,208
	LaGrange College Lagrange, GA	49%	\$16,695
	Kennesaw State University Kennesaw, GA	49%	\$15,699
	Reinhardt University Waleska, GA	47%	\$20,700
	Life University Marietta, GA	46%	\$25,300
	Shorter University		

3b cont. Optional: Expand Options Displayed

- Optional: Once you have your Fit Factors selected, you can adjust the colleges displayed by changing the number of colleges you see in each category and/or sorting by Estimated Cost Per Year or alphabetically.

Edit My Information

Jordan Williams

SAT: 1200✓

PSAT: 1000✓

GPA: 83.00-85.99✓

✓ = Matches known APS data

Adjust filters below to refine results:

Type (All) ?

Degree Type (All) ?

School Size (All) ?

Region Georgia ?

State GA ?

Majors (All) ?

HBCU (All) ?

Test Optional (All) ?

Match Category (Multiple values) ?

Achieve Atlanta Scholarship Eligible (All) ?

Search for a School

If you can't find a college, try clearing the filters.

Adjust Estimated Cost Per Year with...

Achieve Atlanta Scholarship ?

☐ Yes
 ☒ No

Alabama

Georgia

South Carolina

Mapbox © OSM

College/University Options

Sort by Grad Rate

(Click on a school to see more information and/or add it to your college list)

Show top 10

Match Category	Institution Name & Location	Grad Rate	Estimated Cost Per Year
Target	Emory University-Oxford College Oxford, GA	89%	\$13,151
	Savannah College of Art and Design Savannah, GA	66%	\$39,701
	Berry College Mount Berry, GA	64%	\$19,285
	Covenant College Lookout Mountain, GA	63%	\$19,629
	Mercer University Macon, GA	62%	\$18,691
	Georgia College Milledgeville, GA	61%	\$17,052
	Georgia State University Atlanta, GA	57%	\$12,965
	Georgia Southern University Statesboro, GA	52%	\$14,035
	Oglethorpe University Atlanta, GA	44%	\$18,660
	Emory University Atlanta, GA	91%	\$10,362
Reach	Georgia Institute of Technology (Georgia Tech)...	87%	\$12,339
	University of Georgia Athens, GA	84%	\$11,611
	Point University West Point, GA	53%	\$25,928
Likely	Morehouse College Atlanta, GA	52%	\$30,318
	Piedmont College Demorest, GA	51%	\$15,113
	Toccoa Falls College Toccoa Falls, GA	51%	\$19,208
	LaGrange College Lagrange, GA	49%	\$16,695
	Kennesaw State University Kennesaw, GA	49%	\$15,699
	Reinhardt University Waleska, GA	47%	\$20,700
	Life University Marietta, GA	46%	\$25,300
	Shoreline University		



STEP 4: Learn More about Your College Options

4a. Learn More about Colleges

- Select a college from the options to display basic information about the college in the top right (e.g., graduation rate, estimated cost per year for students with similar annual family income, and enrollment information for past APS students).
- To learn even more about the college, choose “Click here to learn more about the college.”

Edit My Information

Jordan Williams
SAT: 1200✓
PSAT: 1000✓
GPA: 83.00-85.99✓
✓ = Matches known APS data

Adjust filters below to refine results:
Type: (All)
Degree Type: (All)
School Size: (All)
Region: Georgia
State: GA
Majors: (All)
HBCU: (All)
Test Optional: (All)
Match Category: (Multiple values)
Achieve Atlanta Scholarship Eligible: (All)
Search for a School
If you can't find a college, try clearing the filters.

Adjust Estimated Cost Per Year with...
Achieve Atlanta Scholarship
☐ Yes
☒ No

College/University Options
(Sort by Grad Rate) Show top 10

Match Category	Institution Name & Location	Grad Rate	Estimated Cost Per Year
Target	Emory University-Oxford College Oxford, GA	89%	\$25,608
	Savannah College of Art and Design Savannah, GA	66%	\$43,212
	Berry College Mount Berry, GA	64%	\$19,866
	Covenant College Lookout Mountain, GA	63%	\$20,607
	Mercer University Macon, GA	62%	\$19,372
	Georgia College Milledgeville, GA	61%	\$20,244
	Georgia State University Atlanta, GA	57%	\$16,054
	Georgia Southern University Statesboro, GA	52%	\$16,615
	Oglethorpe University Atlanta, GA	44%	\$20,921
	Reach	Emory University Atlanta, GA	91%
Georgia Institute of Technology (Georgia Tech)		87%	\$15,988
University of Georgia Athens, GA		84%	\$14,528
Point University West Point, GA		53%	\$26,991
Morehouse College Atlanta, GA		52%	\$39,659
Piedmont College Demorest, GA		51%	\$19,115
Toccoa Falls College Toccoa Falls, GA		51%	\$23,543
LaGrange College Lagrange, GA		49%	\$17,976
Kennesaw State University Kennesaw, GA		49%	\$18,736
Reinhardt University Waleska, GA		47%	\$21,234
Likely	Life University Marietta, GA	46%	\$29,215
	Shorter University		

Georgia State University
Atlanta, GA (Public)

Distance from Atlanta: 0 miles
Student Population: 26,489
Number of APS graduates attending each year: 116 students
Percent who stay in college until at least their 2nd year: 81%

Estimated Cost per Year: \$16,054
Graduation Rate: 56.9%
Acceptance Rate: 68.7%

Minimum SAT/ACT Requirements (waived for fall 2021):
Minimum SAT Reading/Writing Section: 480
Minimum SAT Math Section: 440
Minimum ACT English: 17
Minimum ACT Math: 17

[Click here to learn more about this college.](#)

Add Georgia State University to My College List

Finish and Review My College List

4a cont. Warning Signs for Test Score Requirements

- Yellow diamonds signal the college has SAT/ACT sub-score requirements and you have not included sub-scores. Click the yellow diamond to see the college's minimum score requirements in the blue box in the top right corner.
- Red diamonds (not shown) warn that your sub-scores do not meet the school's minimum requirements for admissions. Click the red diamond to see the college's minimum score requirements.

College/University Options Sort by Grad Rate (Click on a school to see more information and/or add it to your college list) Show top 10

Match Category	Institution Name & Location	Grad Rate	Estimated Cost Per Year	
Target	Emory University-Oxford College Oxford, GA	89%	\$25,608	
	Savannah College of Art and Design Savannah, GA	66%	\$43,212	
	Berry College Mount Berry, GA	64%	\$19,866	
	Covenant College Lookout Mountain, GA	63%	\$20,607	
	Morrison University Macon, GA	62%	\$19,372	
	Georgia College Milledgeville, GA	61%	\$20,244	
	Georgia State University Atlanta, GA	57%	\$16,015	◆
	Georgia Southern University Statesboro, GA	52%	\$16,615	◆
	Oglethorpe University Atlanta, GA	44%	\$20,921	
	Emory University Atlanta, GA	91%	\$15,337	
Reach	Georgia Institute of Technology (Georgia Tech) Atlanta, GA	87%	\$15,988	
	University of Georgia Athens, GA	84%	\$14,528	
	Point University West Point, GA	53%	\$26,991	
Likely	Morehouse College Atlanta, GA	52%	\$39,659	
	Piedmont College Demorest, GA	51%	\$19,115	
	Toccoa Falls College Toccoa Falls, GA	51%	\$23,543	
	LaGrange College Lagrange, GA	49%	\$17,976	
	Kennesaw State University Kennesaw, GA	49%	\$18,736	◆
	Reinhardt University Walden, GA			

In most years, you would need to enter SAT or ACT subscores to determine whether your scores are high enough to get into this college. However, due to COVID-19, Georgia State University waived those minimum scores for students enrolling in fall 2021.

Click on the yellow diamond to learn more about Georgia State University.

- Note: Due to COVID-19, many schools have waived their minimum scores for students enrolling in fall 2021.

4b. Searching for a Specific College

- If you do not see a college on your options, you can type in the name in the search feature.
- TIP: If the college is not displaying, make sure you clear all your filters! This example required clearing the “Match Category” filter so that Georgia Tech, a *Far Reach* college for this student, is displayed.

Edit My Information

Jordan Williams

SAT: 1200✓
PSAT: 1000✓
GPA: 83.00-85.99✓

✓ = Matches known APS data

Adjust filters below to refine results:

Type (All) ?

Degree Type (All) ?

School Size (All) ?

Region (Multiple values) ?

State GA ?

Majors (All) ?

HBCU (All) ?

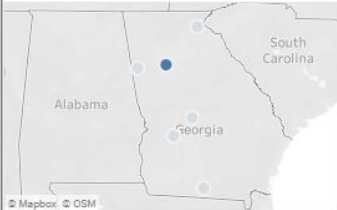
Test Optional (All) ?

Match Category Reach ?

Achieve Atlanta Scholarship Eligible (All) ?

Search for a School
you can't find a college, try clearing the filters.
Georgia Tech X ?

Adjust Estimated Cost Per Year with...
Achieve Atlanta Scholarship ?
☐ Yes
☒ No



College/University Options

Sort by Grad Rate

(Click on a school to see more information and/or add it to your college list) Show top 10

Match Category	Institution Name & Location	Grad Rate	Estimated Cost Per Year
Reach	Georgia Institute of Technology (Georgia Tech)...	87%	\$15,988

Georgia Institute of Technology (Georgia Tech)

Atlanta, GA (Public)

Distance from Atlanta: 2 miles
Student Population: 15,201
Number of APS graduates attending each year: 38 students
Percent who stay in college until at least their 2nd year: 99%

Estimated Cost per Year: \$15,988
Graduation Rate: 87.3%
Acceptance Rate: 21.5%

[Click here to learn more about this college.](#)

Add Georgia Institute of Technology (Georgia Tech) to My College List

Finish and Review My College List



LIST BUILDER

STEP 5: Build a Balanced List

5a. Add colleges to your list

- As you research and learn more about colleges that are a good match and fit for you, add them to your list by choosing the blue button in the right column.
- You can remove a college from your list by clicking the “x” to the right of the college name in your list.
- Once you have your list of colleges, click “Finish and Review My College List” in green. Don’t worry -- you can come back and make changes as needed.

Jordan Williams
 SAT: 1200 ✓
 PSAT: 1000 ✓
 GPA: 83.00-85.99 ✓
 ✓ = Matches known APS data

Adjust filters below to refine results:

Type: [All] ?
 Degree Type: [All] ?
 School Size: [All] ?
 Region: [Multiple values] ?
 State: [All] ?
 Majors: [All] ?
 HBCU: [All] ?
 Test Optional: [All] ?
 Match Category: [Multiple values] ?
 Achieve Atlanta Scholarship Eligible: [All] ?
 Search for a School: []
 If you can't find a college, try clearing the filters.

Adjust Estimated Cost Per Year with...
 Achieve Atlanta Scholarship ?
☐ Yes
☒ No

United States

College/University Options
 (Click on a school to see more information and/or add it to your college list) Show top 10

Sort by Grad Rate

Match Category	Institution Name & Location	Grad Rate	Estimated Cost Per Year
Target	Emory University-Oxford College Oxford, GA	89%	\$25,608
	Elon University Elon, NC	83%	\$26,594
	James Madison University Harrisonburg, VA	83%	\$34,812
	Furman University Greenville, SC	82%	\$21,798
	Hendrix College Conway, AR	82%	\$18,858
	Wofford College Spartanburg, SC	80%	\$22,541
	Virginia Military Institute Lexington, VA	77%	\$35,077
	Auburn University Auburn, AL	74%	\$41,782
	University of North Carolina Wilmington Wilmington, NC	73%	\$32,736
	Transylvania University Lexington, KY	73%	\$22,371
Reach	Duke University Durham, NC	96%	\$3,398
	Davidson College Davidson, NC	93%	\$9,862
	University of Virginia Charlottesville, VA	93%	\$44,119
	Vanderbilt University Nashville, TN	93%	\$8,529
	William & Mary Williamsburg, VA	91%	\$33,503
	Emory University Atlanta, GA	91%	\$15,337
	Washington and Lee University Lexington, VA	91%	\$7,039
	University of North Carolina at Chapel Hill Chapel Hill, NC	91%	\$37,084
	Wake Forest University Winston-Salem, NC	88%	\$19,650
	University of Florida Gainesville, FL	87%	\$25,967

Tuskegee University
 Tuskegee, AL (Private)
 Distance from Atlanta: 119 miles
 Student Population: 2,529
 Number of APS graduates attending each year: 10 students
 Percent who stay in college until at least their 2nd year: 86%
 Estimated Cost per Year: \$36,867
 Graduation Rate: 75.9%
 Acceptance Rate: 51.8%
 Minimum SAT/ACT Requirements (waived for fall 2021):
 College/University may have ACT/SAT minimum requirements.
 Check its admissions website to determine if they exist.

[Click here to learn more about this college.](#)

[Remove Tuskegee University from My College List](#)

[Finish and Review My College List](#)

My Target Colleges/Universities
 Oglethorpe University
 Georgia State University

My Reach Colleges/Universities
 Duke University
 Emory University
 Georgia Institute of Technology (Georgia Tech)

My Likely Colleges/Universities
 Tuskegee University
 Kennesaw State University

Your goal should be to build a **balanced college list** – at least 2 Target, at least 2 Reach and at least 2 Likely schools. *Adding more will increase your chances of success!*






STEP 6: Share Your List with Family, Counselors,
Advisers & Update as Needed

6a. Your College/University Options List

- Your College/University Options List screen shows the academic data used to create this list.
- Your list of colleges and important information about each college is displayed in the middle.
- You can print this page by choosing "Print My College/University Options List" in the top left corner.

Print My College/University Options List

My College/University Options List

Test Scores and GPA Used in this List
*If you added or changed any test scores or GPA in the tool, the match categories may not reflect what they would be for your actual academic profile.

GPA:	83.00-85.99	Highest SAT Score <i>Reading & Writing Math</i>	1200 <i>N/A N/A</i>	Highest ACT Score <i>English Math Reading Science</i>	N/A <i>N/A N/A N/A N/A</i>	PSAT:	1000
------	-------------	--	--------------------------	--	-------------------------------------	-------	------

* GPA and test scores above reflect what you entered in the tool and may not be actual score. Scores with a ✓ match what APS has on record for you.

You developed the list below of colleges that interest you. Each college has a "match" category to help you have a better idea of your chances of getting in based upon your GPA and test score(s).

College/University	Match Category	Most Common Degree Type	Avg Number of APS Graduates Enrolling Each Year*	Avg Number of APS Students Returning for 2nd Year*	Grad Rate	Estimated Cost Per Year**
Georgia College - Milledgeville, GA	Target	Bachelor's	6	100%	61%	\$20,244
★ Georgia State University - Atlanta, GA	Target	Bachelor's	116	82%	57%	\$16,054
Oglethorpe University - Atlanta, GA	Target	Bachelor's	5	73%	44%	\$20,921
Duke University - Durham, NC	Reach	Bachelor's	Less than 5	Not Reportable	96%	\$
Emory University - Atlanta, GA	Reach	Bachelor's	5	93%	91%	\$15,337
Georgia Institute of Technology (Georgia Tech) - Atlanta, GA	Reach	Bachelor's	38	99%	87%	\$15,988
Morehouse College - Atlanta, GA	Likely	Bachelor's	13	74%	52%	\$39,659
Tuskegee University - Tuskegee, AL	Likely	Bachelor's	10	87%	76%	\$36,867
★ Kennesaw State University - Kennesaw, GA	Likely	Bachelor's	35	78%	49%	\$18,736

* Based on an average of the last three years of graduates who enrolled in that college/university.
** Based on the estimated yearly family income level between \$49,001 and \$75,000 a year. The estimated cost does not take into account the Achieve Atlanta Scholarship on this page.
★ You did not enter in enough subtest scores for us to check against institution's minimum test score requirement.

What You Should Do Next

- Learn more about these colleges by clicking the link above or visiting their websites
- If you have questions, reach out to a counselor or college adviser for help
- Work hard in your classes to maintain or improve your GPA
- Study for and retake the SAT or ACT if your scores aren't high enough for admission to where you want to go
- Update your list if needed by logging in through MyBackpack to start where you left off
- Share this list with your counselor or college adviser at the start of senior year to finalize where you will apply

What Do the Match Categories Mean?

Target	Your academic profile is within the college/university's average range. You have a decent chance of being admitted.
Reach	Your academic profile is lower than the college/university's average range. You have a chance of being admitted, but it's a stretch.
Likely	Your academic profile exceeds the college/university's average range. You have a strong chance of being admitted.
Very Likely	Your academic profile is well above the college/university's average range. You have a very strong chance of being admitted.
Far Reach	Your academic profile is significantly lower than the college/university's average range. It is unlikely that you'll be admitted.

Date Created: September 15, 2020

The bottom gray section provides suggested next steps including researching the colleges and updating this list as you learn more and/or your scores improve.